

Tutor Doctor Lakeway will use the TEKS (Texas Essential Knowledge and Skills) instead of the Common Core.

Assessment Date: **09/25/2017**  
 Age: **9 yrs 8 month/s**  
 Grade: **4**  
 Teacher: **JOHNNY ROBERTS**

- Advanced/Mastered
- Ready to learn
- Foundational Support Needed

## Common Core Math Standards

Because ADAM diagnoses students' instructional points and breaks standards down into skills, it can rank standards into these three categories.

This 4th grader had many gaps in his math skills. Therefore this standards report was run from grade 2 to 4. Notice that some standards in grades 2 and 3 are not mastered but instead are "Ready to Learn"

### Grade 2

#### Operations and Algebraic Thinking

Add and subtract within 20.

- 2.OA.2** • 2. Fluently add and subtract within 20 using mental strategies.2 By end of Grade 2, know from memory all sums of two one-digit numbers.

Work with equal groups of objects to gain foundations for multiplication.

- 2.OA.4** • 4. Use addition to find the total number of objects arranged in rectangular arrays with up to 5 rows and up to 5 columns; write an equation to express the total as a sum of equal addends.

#### Operations and Algebraic Thinking 2.OA

Represent and solve problems involving addition and subtraction.

- 2.OA.1** • 1. Use addition and subtraction within 100 to solve one- and two-step word problems involving situations of adding to, taking from, putting together, taking apart, and comparing, with unknowns in all positions, e.g., by using drawings and equations with a symbol for the unknown number to represent the problem.

#### Number and Operations in Base Ten

Understand place value.

1. Understand that the three digits of a three-digit number represent amounts of hundreds, tens, and ones; e.g., 706 equals 7 hundreds, 0 tens, and 6 ones. Understand the following as special cases:

- 2.NBT.1a** • a. 100 can be thought of as a bundle of ten tens -- called a "hundred."
- 2.NBT.1b** • b. The numbers 100, 200, 300, 400, 500, 600, 700, 800, 900 refer to one, two, three, four, five, six, seven, eight, or nine hundreds (and 0 tens and 0 ones).
- 2.NBT.2** • 2. Count within 1000; skip-count by 5s, 10s, and 100s.
- 2.NBT.3** • 3. Read and write numbers to 1000 using base-ten numerals, number names, and expanded form.
- 2.NBT.4** • 4. Compare two three-digit numbers based on meanings of the hundreds, tens, and ones digits, using  $>$ ,  $=$ , and  $<$  symbols to record the results of comparisons.

Use place value understanding and properties of operations to add and subtract.

- 2.NBT.5** • 5. Fluently add and subtract within 100 using strategies based on place value, properties of operations, and/or the relationship between addition and subtraction.
- 2.NBT.6** • 6. Add up to four two-digit numbers using strategies based on place value and properties of operations.
- 2.NBT.7** • 7. Add and subtract within 1000, using concrete models or drawings and strategies based on place value, properties of operations, and/or the relationship between addition and subtraction; relate the strategy to a written method. Understand that in adding or subtracting three-digit numbers, one adds or subtracts hundreds and hundreds, tens and tens, ones and ones; and sometimes it is necessary to compose or decompose tens or hundreds.
- 2.NBT.8** • 8. Mentally add 10 or 100 to a given number 100-900, and mentally subtract 10 or 100 from a given number 100-900.


#### Number and Operations in Base Ten 2.NBT

Understand place value.


- 2.NBT.1** • 1. Understand that the three digits of a three-digit number represent amounts of hundreds, tens, and ones; e.g., 706 equals 7 hundreds, 0 tens, and 6 ones. Understand the following as special cases:

## Measurement and Data 2.MD


Measure and estimate lengths in standard units.

-  **2.MD.1** • 1. Measure the length of an object by selecting and using appropriate tools such as rulers, yardsticks, meter sticks, and measuring tapes.



Represent and interpret data.

-  **2.MD.10** • 10. Draw a picture graph and a bar graph (with single-unit scale) to represent a data set with up to four categories. Solve simple put together, take-apart, and compare problems using information presented in a bar graph.

Relate addition and subtraction to length.




-  **2.MD.6** • 6. Represent whole numbers as lengths from 0 on a number line diagram with equally spaced points corresponding to the numbers 0, 1, 2, ..., and represent whole-number sums and differences within 100 on a number line diagram.

Work with time and money.

-  **2.MD.7** • 7. Tell and write time from analog and digital clocks to the nearest five minutes, using a.m. and p.m.
-  **2.MD.8** • 8. Solve word problems involving dollar bills, quarters, dimes, nickels, and pennies, using \$ and ? symbols appropriately. Example: If you have 2 dimes and 3 pennies, how many cents do you have?

## Geometry


Reason with shapes and their attributes.

-  **2.G.1** • 1. Recognize and draw shapes having specified attributes, such as a given number of angles or a given number of equal faces. Identify triangles, quadrilaterals, pentagons, hexagons, and cubes.
-  **2.G.2** • 2. Partition a rectangle into rows and columns of same-size squares and count to find the total number of them.
-  **2.G.3** • 3. Partition circles and rectangles into two, three, or four equal shares, describe the shares using the words halves, thirds, half of, a third of, etc., and describe the whole as two halves, three thirds, four fourths.



## Grade 3

### Operations and Algebraic Thinking


Represent and solve problems involving multiplication and division.

-  **3.OA.4** • 4. Determine the unknown whole number in a multiplication or division equation relating three whole numbers. For example, determine the unknown number that makes the equation true in each of the equations  $8 \times ? = 48$ ,  $5 = ? / 3$ ,  $6 \times 6 = ?$ .



Understand properties of multiplication and the relationship between multiplication and division.

-  **3.OA.5** • 5. Apply properties of operations as strategies to multiply and divide. Examples: If  $6 \times 4 = 24$  is known, then  $4 \times 6 = 24$  is also known. (Commutative property of multiplication.)  $3 \times 5 \times 2$  can be found by  $3 \times 5 = 15$ , then  $15 \times 2 = 30$ , or by  $5 \times 2 = 10$ , then  $3 \times 10 = 30$ . (Associative property of multiplication.) Knowing that  $8 \times 5 = 40$  and  $8 \times 2 = 16$ , one can find  $8 \times 7$  as  $8 \times (5 + 2) = (8 \times 5) + (8 \times 2) = 40 + 16 = 56$ . (Distributive property.)
-  **3.OA.6** • 6. Understand division as an unknown-factor problem. For example, find  $32 / 8$  by finding the number that makes 32 when multiplied by 8.

Multiply and divide within 100.




-  **3.OA.7** • 7. Fluently multiply and divide within 100, using strategies such as the relationship between multiplication and division (e.g., knowing that  $8 \times 5 = 40$ , one knows  $40 / 5 = 8$ ) or properties of operations. By the end of Grade 3, know from memory all products of two one-digit numbers.

Solve problems involving the four operations, and identify and explain patterns in arithmetic.

-  **3.OA.8** • 8. Solve two-step word problems using the four operations. Represent these problems using equations with a letter standing for the unknown quantity. Assess the reasonableness of answers using mental computation and estimation strategies including rounding.
-  **3.OA.9** • 9. Identify arithmetic patterns (including patterns in the addition table or multiplication table), and explain them using properties of operations. For example, observe that 4 times a number is always even, and explain why 4 times a number can be decomposed into two equal addends.

### Number and Operations--Fractions

Develop understanding of fractions as numbers.

-  **3.NF.1** • 1. Understand a fraction  $1/b$  as the quantity formed by 1 part when a whole is partitioned into  $b$  equal parts; understand a fraction  $a/b$  as the quantity formed by  $a$  parts of size  $1/b$ .
- 3. Explain equivalence of fractions in special cases, and compare fractions by reasoning about their size.
  -  **3.NF.3b** • b. Recognize and generate simple equivalent fractions, e.g.,  $1/2 = 2/4$ ,  $4/6 = 2/3$ . Explain why the fractions are equivalent, e.g., by using a visual fraction model.
  -  **3.NF.3d** • d. Compare two fractions with the same numerator or the same denominator by reasoning about their size. Recognize that comparisons are valid only when the two fractions refer to the same whole. Record the results of comparisons with the symbols  $>$ ,  $=$ , or  $<$ , and justify the conclusions, e.g., by using a visual fraction model.

The halt icon indicates "Foundational Support Needed." This indicates that the student may not be ready to learn this standard until foundational skills are addressed.

## Number and Operations in Base Ten

Use place value understanding and properties of operations to perform multi-digit arithmetic.

- ✔ 3.NBT.1 • 1. Use place value understanding to round whole numbers to the nearest 10 or 100.
- ✔ 3.NBT.2 • 2. Fluently add and subtract within 1000 using strategies and algorithms based on place value, properties of operations, and/or the relationship between addition and subtraction.
- 👍 3.NBT.3 • 3. Multiply one-digit whole numbers by multiples of 10 in the range 10-90 (e.g.,  $9 \times 80$ ,  $5 \times 60$ ) using strategies based on place value and properties of operations.

## Measurement and Data

Solve problems involving measurement and estimation of intervals of time, liquid volumes, and masses of objects.

- ✔ 3.MD.1 • 1. Tell and write time to the nearest minute and measure time intervals in minutes. Solve word problems involving addition and subtraction of time intervals in minutes, e.g., by representing the problem on a number line diagram.
- 👎 3.MD.2 • 2. Measure and estimate liquid volumes and masses of objects using standard units of grams (g), kilograms (kg), and liters (l). Add, subtract, multiply, or divide to solve one-step word problems involving masses or volumes that are given in the same units, e.g., by using drawings (such as a beaker with a measurement scale) to represent the problem.

Represent and interpret data.

- 👍 3.MD.3 • 3. Draw a scaled picture graph and a scaled bar graph to represent a data set with several categories. Solve one- and two-step "how many more" and "how many less" problems using information presented in scaled bar graphs. For example, draw a bar graph in which each square in the bar graph might represent 5 pets.

Geometric measurement: understand concepts of area and relate area to multiplication and to addition.

- ✔ 3.MD.5 • 5. Recognize area as an attribute of plane figures and understand concepts of area measurement.
  - ✔ 3.MD.5a • a. A square with side length 1 unit, called "a unit square," is said to have "one square unit" of area, and can be used to measure area.
  - ✔ 3.MD.5b • b. A plane figure which can be covered without gaps or overlaps by  $n$  unit squares is said to have an area of  $n$  square units.
- ✔ 3.MD.6 • 6. Measure areas by counting unit squares (square cm, square m, square in, square ft, and improvised units).
  - 7. Relate area to the operations of multiplication and addition.
    - ✔ 3.MD.7a • a. Find the area of a rectangle with whole-number side lengths by tiling it, and show that the area is the same as would be found by multiplying the side lengths.
    - ✔ 3.MD.7b • b. Multiply side lengths to find areas of rectangles with whole-number side lengths in the context of solving real world and mathematical problems, and represent whole-number products as rectangular areas in mathematical reasoning.
    - ✔ 3.MD.7c • c. Use tiling to show in a concrete case that the area of a rectangle with whole-number side lengths  $a$  and  $b + c$  is the sum of  $a \times b$  and  $a \times c$ . Use area models to represent the distributive property in mathematical reasoning.
    - ✔ 3.MD.7d • d. Recognize area as additive. Find areas of rectilinear figures by decomposing them into non-overlapping rectangles and adding the areas of the non-overlapping parts, applying this technique to solve real world problems.

Geometric measurement: recognize perimeter as an attribute of plane figures and distinguish between linear and area measures.

- 👍 3.MD.8 • 8. Solve real world and mathematical problems involving perimeters of polygons, including finding the perimeter given the side lengths, finding an unknown side length, and exhibiting rectangles with the same perimeter and different areas or with the same area and different perimeters.

## Geometry

Reason with shapes and their attributes.

- ✔ 3.G.1 • 1. Understand that shapes in different categories (e.g., rhombuses, rectangles, and others) may share attributes (e.g., having four sides), and that the shared attributes can define a larger category (e.g., quadrilaterals). Recognize rhombuses, rectangles, and squares as examples of quadrilaterals, and draw examples of quadrilaterals that do not belong to any of these subcategories.
- ✔ 3.G.2 • 2. Partition shapes into parts with equal areas. Express the area of each part as a unit fraction of the whole. For example, partition a shape into 4 parts with equal area, and describe the area of each part as  $\frac{1}{4}$  of the area of the shape.

---

## Grade 4

## Operations and Algebraic Thinking

Use the four operations with whole numbers to solve problems.

- 4.OA.3 • 3. Solve multistep word problems posed with whole numbers and having whole-number answers using the four operations, including problems in which remainders must be interpreted. Represent these problems using equations with a letter standing for the unknown quantity. Assess the reasonableness of answers using mental computation and estimation strategies including rounding.

Gain familiarity with factors and multiples.

- 4.OA.4 • 4. Find all factor pairs for a whole number in the range 1-100. Recognize that a whole number is a multiple of each of its factors. Determine whether a given whole number in the range 1-100 is a multiple of a given one-digit number. Determine whether a given whole number in the range 1-100 is prime or composite.

Generate and analyze patterns.

- 4.OA.5 • 5. Generate a number or shape pattern that follows a given rule. Identify apparent features of the pattern that were not explicit in the rule itself. For example, given the rule "Add 3" and the starting number 1, generate terms in the resulting sequence and observe that the terms appear to alternate between odd and even numbers. Explain informally why the numbers will continue to alternate in this way.

These 4th grade standards are very broad. The ADAM detailed report of the teacher's classroom view will given insight into what skills need to be addressed first before teaching these standards.

## Number and Operations-Fractions

Extend understanding of fraction equivalence and order

- 4.NF.1 • 1. Explain why a fraction  $a/b$  is equivalent to a fraction  $(n \times a)/(n \times b)$  by using visual fraction models, with attention to how the number and size of the parts differ even though the two fractions themselves are the same size. Use this principle to recognize and generate equivalent fractions.
- 4.NF.2 • 2. Compare two fractions with different numerators and different denominators, e.g., by creating common denominators or numerators, or by comparing to a benchmark fraction such as  $1/2$ . Recognize that comparisons are valid only when the two fractions refer to the same whole. Record the results of comparisons with symbols  $>$ ,  $=$ , or  $<$ , and justify the conclusions, e.g., by using a visual fraction model.

Build fractions from unit fractions by applying and extending previous understandings of operations on whole numbers.

3. Understand a fraction  $a/b$  with  $a > 1$  as a sum of fractions  $1/b$ .

- 4.NF.3a • a. Understand addition and subtraction of fractions as joining and separating parts referring to the same whole.
- 4.NF.3c • c. Add and subtract mixed numbers with like denominators, e.g., by replacing each mixed number with an equivalent fraction, and/or by using properties of operations and the relationship between addition and subtraction.
- 4.NF.4 • 4. Apply and extend previous understandings of multiplication to multiply a fraction by a whole number.

Understand decimal notation for fractions, and compare decimal fractions.

- 4.NF.6 • 6. Use decimal notation for fractions with denominators 10 or 100. For example, rewrite  $0.62$  as  $62/100$ ; describe a length as  $0.62$  meters; locate  $0.62$  on a number line diagram.
- 4.NF.7 • 7. Compare two decimals to hundredths by reasoning about their size. Recognize that comparisons are valid only when the two decimals refer to the same whole. Record the results of comparisons with the symbols  $>$ ,  $=$ , or  $<$ , and justify the conclusions, e.g., by using a visual model.

## Number and Operations in Base Ten

Generalize place value understanding for multi-digit whole numbers.




- 4.NBT.1 • 1. Recognize that in a multi-digit whole number, a digit in one place represents ten times what it represents in the place to its right. For example, recognize that  $700 \div 70 = 10$  by applying concepts of place value and division.
- 4.NBT.2 • 2. Read and write multi-digit whole numbers using base-ten numerals, number names, and expanded form. Compare two multi-digit numbers based on meanings of the digits in each place, using  $>$ ,  $=$ , and  $<$  symbols to record the results of comparisons.
- 4.NBT.3 • 3. Use place value understanding to round multi-digit whole numbers to any place.

Use place value understanding and properties of operations to perform multi-digit arithmetic.


- 4.NBT.4 • 4. Fluently add and subtract multi-digit whole numbers using the standard algorithm.
- 4.NBT.5 • 5. Multiply a whole number of up to four digits by a one-digit whole number, and multiply two two-digit numbers, using strategies based on place value and the properties of operations. Illustrate and explain the calculation by using equations, rectangular arrays, and/or area models.
- 4.NBT.6 • 6. Find whole-number quotients and remainders with up to four-digit dividends and one-digit divisors, using strategies based on place value, the properties of operations, and/or the relationship between multiplication and division. Illustrate and explain the calculation by using equations, rectangular arrays, and/or area models.

## Measurement and Data



Solve problems involving measurement and conversion of measurements from a larger unit to a smaller unit.

-  **4.MD.1** • 1. Know relative sizes of measurement units within one system of units including km, m, cm; kg, g; lb, oz.; l, ml; hr, min, sec. Within a single system of measurement, express measurements in a larger unit in terms of a smaller unit. Record measurement equivalents in a two-column table. For example, know that 1 ft is 12 times as long as 1 in. Express the length of a 4 ft snake as 48 in. Generate a conversion table for feet and inches listing the number pairs (1, 12), (2, 24), (3, 36), ...
-  **4.MD.2** • 2. Use the four operations to solve word problems involving distances, intervals of time, liquid volumes, masses of objects, and money, including problems involving simple fractions or decimals, and problems that require expressing measurements given in a larger unit in terms of a smaller unit. Represent measurement quantities using diagrams such as number line diagrams that feature a measurement scale.
-  **4.MD.3** • 3. Apply the area and perimeter formulas for rectangles in real world and mathematical problems. For example, find the width of a rectangular room given the area of the flooring and the length, by viewing the area formula as a multiplication equation with an unknown factor.

Represent and interpret data.




-  **4.MD.4** • 4. Make a line plot to display a data set of measurements in fractions of a unit ( $\frac{1}{2}$ ,  $\frac{1}{4}$ ,  $\frac{1}{8}$ ). Solve problems involving addition and subtraction of fractions by using information presented in line plots. For example, from a line plot find and interpret the difference in length between the longest and shortest specimens in an insect collection.

Geometric measurement: understand concepts of angle and measure angles.

-  **4.MD.6** • 6. Measure angles in whole-number degrees using a protractor. Sketch angles of specified measure.
-  **4.MD.7** • 7. Recognize angle measure as additive. When an angle is decomposed into non-overlapping parts, the angle measure of the whole is the sum of the angle measures of the parts. Solve addition and subtraction problems to find unknown angles on a diagram in real world and mathematical problems, e.g., by using an equation with a symbol for the unknown angle measure.

## Geometry

Draw and identify lines and angles, and classify shapes by properties of their lines and angles.

-  **4.G.1** • 1. Draw points, lines, line segments, rays, angles (right, acute, obtuse), and perpendicular and parallel lines. Identify these in two-dimensional figures.
-  **4.G.2** • 2. Classify two-dimensional figures based on the presence or absence of parallel or perpendicular lines, or the presence or absence of angles of a specified size. Recognize right triangles as a category, and identify right triangles.
-  **4.G.3** • 3. Recognize a line of symmetry for a two-dimensional figure as a line across the figure such that the figure can be folded along the line into matching parts. Identify line-symmetric figures and draw lines of symmetry.